


The Reading Wizards



Lesson 53A - Words with AR

Directions: Circle the word that matches the picture.

1.




star
market
arms
car

4.



cart
arms
star
park

2.




star
market
arms
car

5.



cart
arms
star
park

3.



star
market
arms
car

6.



cart
arms
star
park

The Reading Wizards



Lesson 53A - Words with AR

Directions: Draw a line from the picture to the correct word.

1.




cart

star

4.



2.




market

arms

5.



3.




car

park

6.



The Reading Wizards



Lesson 53A - Words with AR

Directions: Write the word on the line that matches the picture.
You can use the words in the box to help you with spelling.

market star cart arms park car


1.



4.




2.



5.



3.



6.



The Reading Wizards



Lesson 53A - Words with AR


Directions: Unscramble each word that matches the picture.

1.




r t a k m e

4.



m s r a

2.




a r c

5.



r p k a

3.



t r a s

6.



t a r c


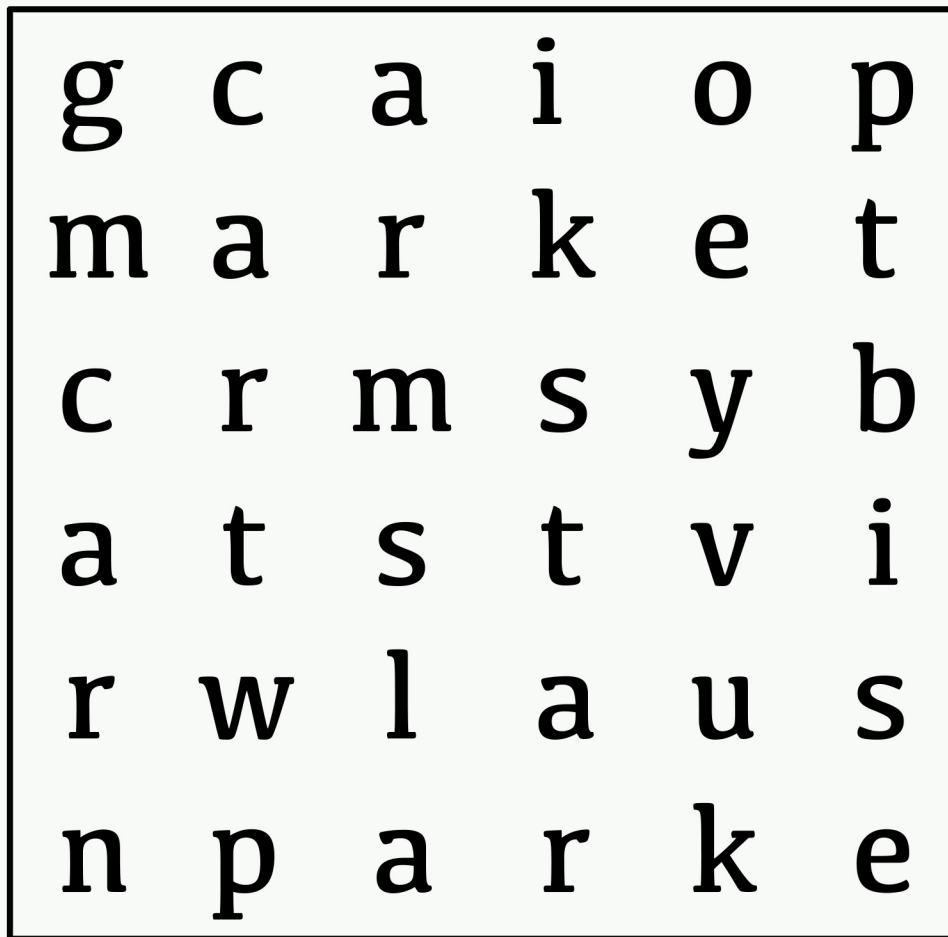
The Reading Wizards




Lesson 53A - Words with AR

Directions: Circle the words in the puzzle that match the list of words below.

market star cart arms park car



The Reading Wizards



Lesson 53A - Sentences.

Directions: Unscramble the words so that the sentences make sense.

1. to Take market. cart my the

2. car the at Your park. is



The Reading Wizards

Lesson 53A - Answer key to Wordsearch and sentences.

Wordsearch answer key:

market star cart arms park car

g	c	a	i	o	p
m	a	r	k	e	t
c	r	m	s	y	b
a	t	s	t	v	i
r	w	l	a	u	s
n	p	a	r	k	e

Sentences answer key:

1. Take my cart to the market.
2. Your car is at the park.