


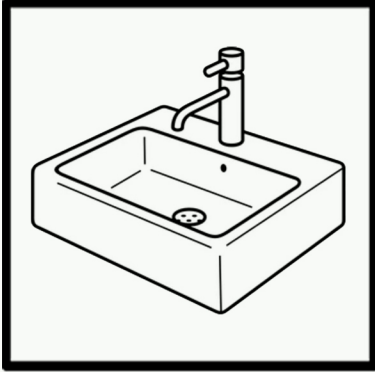
The Reading Wizards



Lesson 26 - Words ending with NK

Directions: Circle the word that matches the picture.

1.



tank
dunk
bank
sink

4.




wink
bank
junk
tank

2.



tank
dunk
bank
sink

5.




wink
bank
junk
tank

3.



tank
dunk
bank
sink

6.



wink
bank
junk
tank


The Reading Wizards



Lesson 26 - Words ending with NK

Directions: Draw a line from the picture to the correct word.

1.




sink

dunk

4.



2.



tank

wink

5.



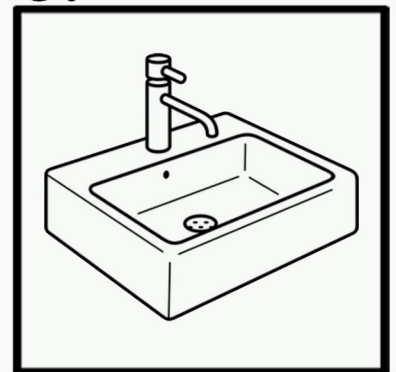
3.



bank

junk

6.



The Reading Wizards




Lesson 26 - Words ending with NK


Directions: Write the word on the line that matches the picture.
You can use the words in the box to help you with spelling.

tank wink junk bank sink dunk

1.



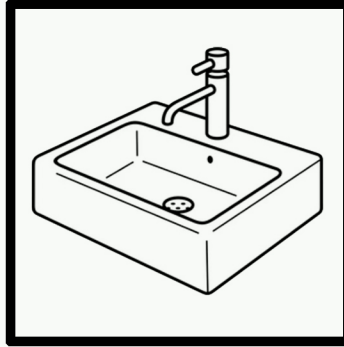
4.



2.



5.




3.



6.



The Reading Wizards



Lesson 26 - Words ending with NK

Directions: Unscramble each word that matches the picture.

1.



n t k a

4.




u k n d

2.



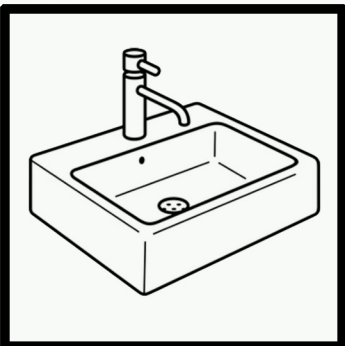
a k b n

5.




n j k u

3.



k s n i

6.



i k w n




The Reading Wizards




Lesson 26 - Words ending with NK

Directions: Circle the words in the puzzle that match the list of words below.

tank wink junk bank sink dunk



The Reading Wizards



Lesson 26 - Sentences.

Directions: Unscramble the words so that the sentences make sense.

1. Hank. Do at wink not

2. in Ted bank. is think the I



The Reading Wizards

Lesson 26 - Answer key to Wordsearch and sentences.

Wordsearch answer key:

tank wink junk bank sink dunk

d	x	w	i	n	k
u	y	m	b	t	j
n	m	s	r	a	b
k	q	p	x	n	a
j	u	n	k	k	n
x	c	s	i	n	k

Sentences answer key:

1. Do not wink at Hank.
2. I think Ted is in the bank.