


The Reading Wizards



Lesson 6 - Words ending with AP


Directions: Circle the word that matches the picture.

1.



tap
map
zap
lap

4.



sap
lap
tap
nap

2.




tap
map
zap
lap

5.



sap
lap
tap
nap

3.



tap
map
zap
lap

6.



sap
lap
tap
nap

The Reading Wizards



Lesson 6 - Words ending with AP

Directions: Draw a line from the picture to the correct word.

1.



map

sap

2.



lap

zap


3.



tap

nap

4.



5.



6.



The Reading Wizards




Lesson 6 - Words ending with AP

Directions: Write the word on the line that matches the picture.
You can use the words in the box to help you with spelling.

map sap lap nap tap zap

1.



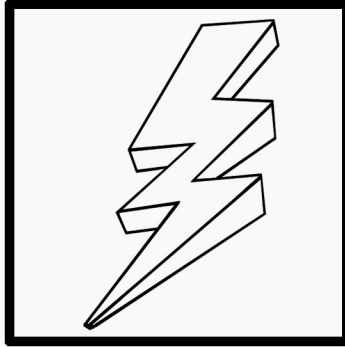
4.



2.



5.




3.



6.



The Reading Wizards



Lesson 6 - Words ending with AP

Directions: Unscramble each word that matches the picture.

1.



a p t

— — —


4.



p m a

— — —

2.



p z a

— — —


5.



a p l

— — —


3.



p n a

— — —

6.



p s a

— — —


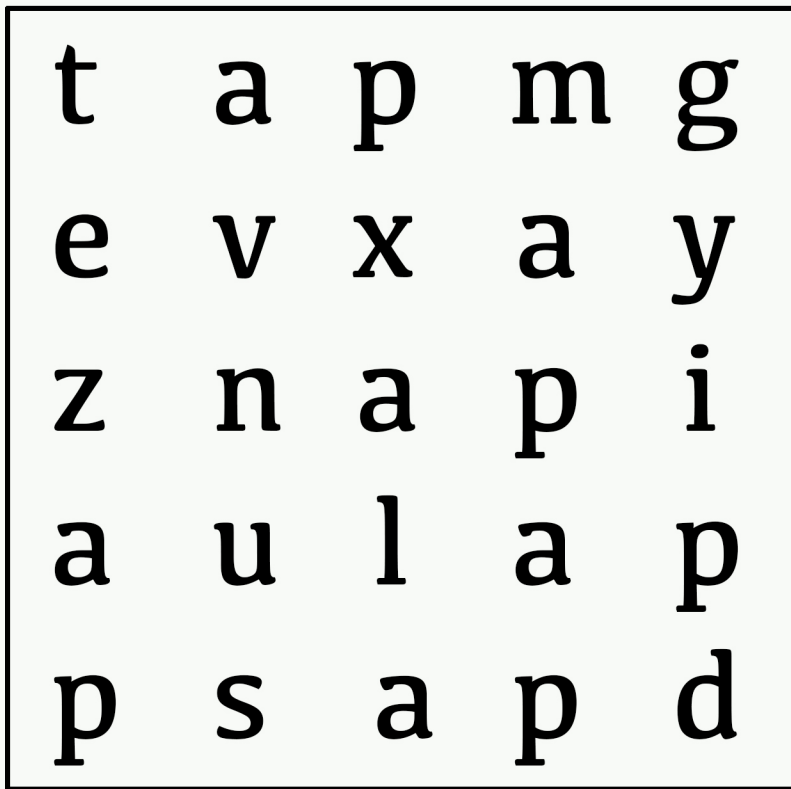
The Reading Wizards




Lesson 6 - Words ending with AP

Directions: Circle the words in the puzzle that match the list of words below.

map sap lap nap tap zap



The Reading Wizards



Lesson 6 - Sentences.

Directions: Unscramble the words so that the sentences make sense.

1. on map The is lap. his

2. nap. likes Dad to

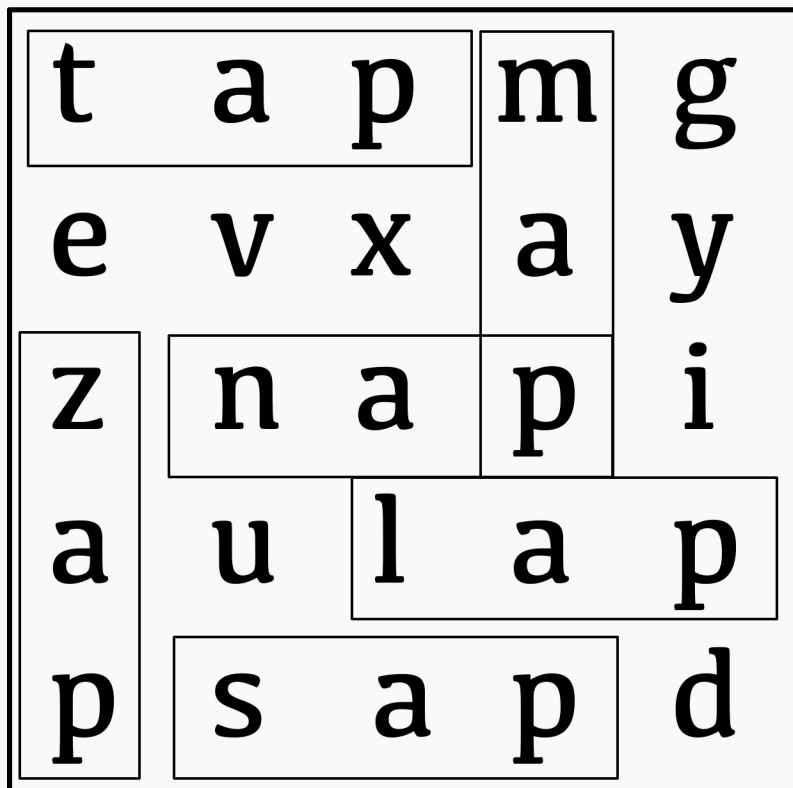


The Reading Wizards

Lesson 6 - Answer key to Wordsearch and sentences.

Wordsearch answer key:

map sap lap nap tap zap



Sentences answer key:

1. The map is on his lap.
2. Dad likes to nap.