

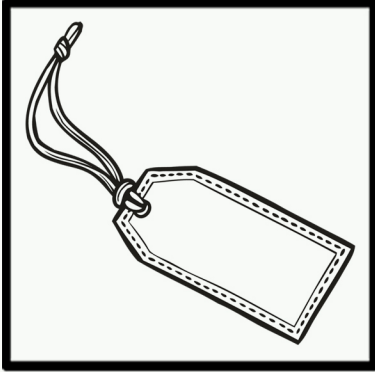
The Reading Wizards



Lesson 2 - Words ending with AG

Directions: Circle the word that matches the picture.

1.




bag
gag
tag
wag

4.




wag
nag
gag
rag

2.



bag
gag
tag
wag

5.



wag
nag
gag
rag

3.



bag
gag
tag
wag

6.



wag
nag
gag
rag

The Reading Wizards



Lesson 2 - Words ending with AG

Directions: Draw a line from the picture to the correct word.

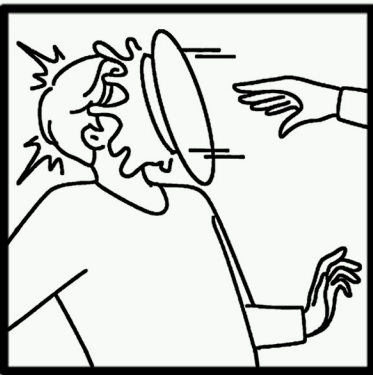
1.



bag

gag


2.



tag

wag

3.



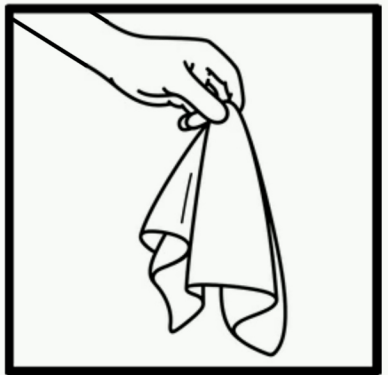
nag

rag

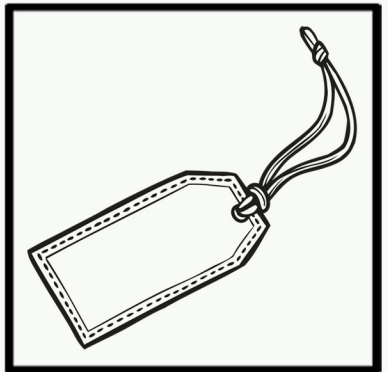
4.




5.



6.



The Reading Wizards

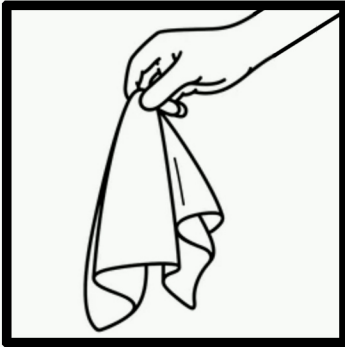


Lesson 2 - Words ending with AG

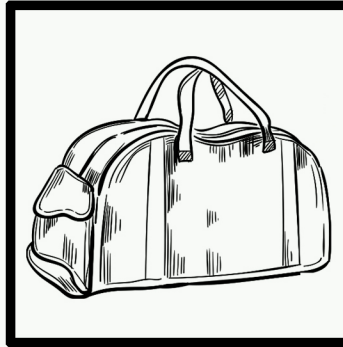
Directions: Write the word on the line that matches the picture.
You can use the words in the box to help you with spelling.

bag tag gag wag rag nag


1.



4.



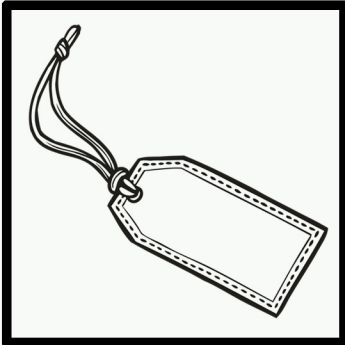
2.



5.




3.



6.



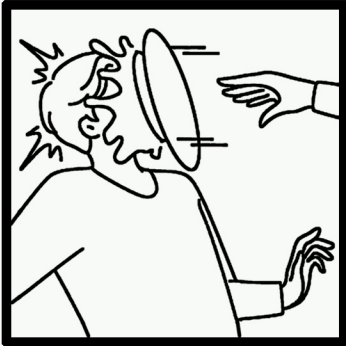
The Reading Wizards



Lesson 2 - Words ending with AG

Directions: Unscramble each word that matches the picture.


1.



a g g

— — —

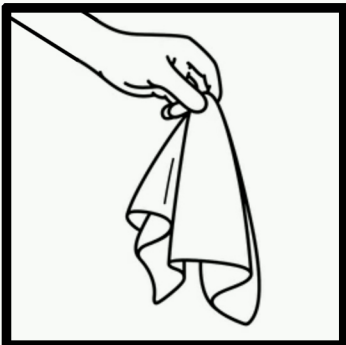
4.



g n a

— — —

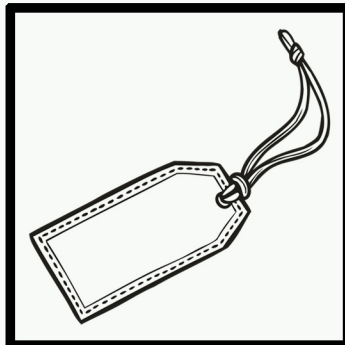
2.



g r a

— — —


5.



a g t

— — —

3.



a g b

— — —


6.



a g w

— — —

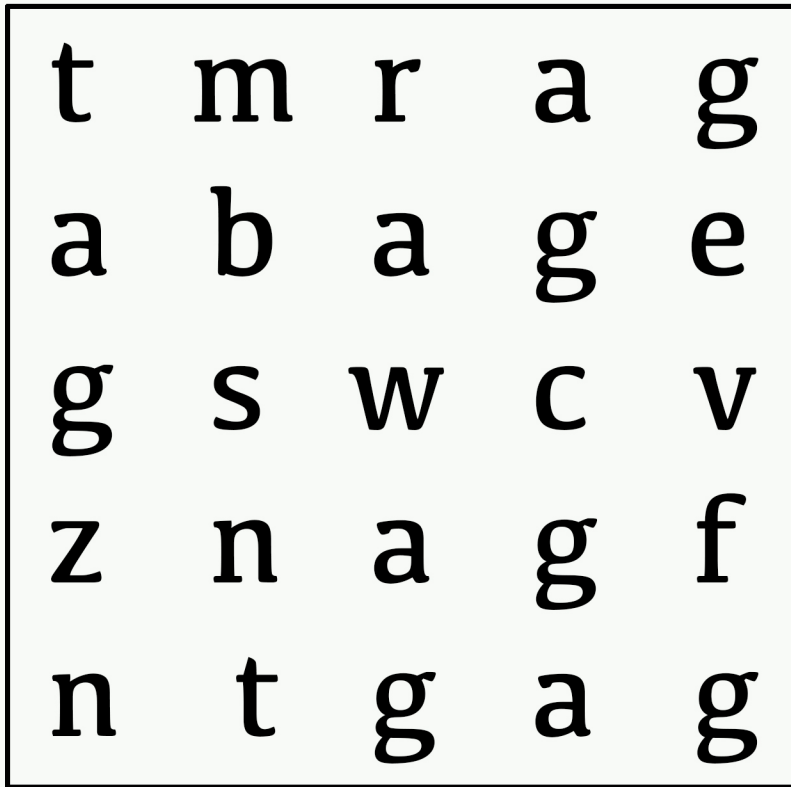
The Reading Wizards



Lesson 2 - Words ending with AG

Directions: Circle the words in the puzzle that match the list of words below.

wag tag bag nag rag gag



The Reading Wizards



Lesson 2 - Sentences.

Directions: Unscramble the words so that the sentences make sense.

1. and like Tad bag. this Dad

2. not will sag. bag This



The Reading Wizards

Lesson 2 - Answer key to Wordsearch and sentences.

Wordsearch answer key:

wag tag bag nag rag gag

t	m	r	a	g
a	b	a	g	e
g	s	w	c	v
z	n	a	g	f
n	t	g	a	g

Sentences answer key:

1. Dad and Tad like this bag.
2. This bag will not sag.