

# The Reading Wizards



## Lesson 1 - Words ending with AD

Directions: Circle the word that matches the picture.

1.



lad  
sad  
mad  
pad

4.




bad  
lad  
sad  
dad

2.



lad  
sad  
mad  
pad

5.




bad  
lad  
sad  
dad

3.



lad  
sad  
mad  
pad

6.



bad  
lad  
sad  
dad


# The Reading Wizards



## Lesson 1 - Words ending with AD

Directions: Draw a line from the picture to the correct word.

1.




sad

dad

4.



2.



lad

bad

5.



3.




mad

pad

6.



# The Reading Wizards



## Lesson 1 - Words ending with AD

Directions: Write the word on the line that matches the picture.  
You can use the words in the box to help you with spelling.

lad pad dad mad bad sad

1.



\_\_\_\_\_

-----

\_\_\_\_\_

4.



\_\_\_\_\_

-----

\_\_\_\_\_

2.




\_\_\_\_\_

-----

\_\_\_\_\_

5.




\_\_\_\_\_

-----

\_\_\_\_\_

3.



\_\_\_\_\_

-----

\_\_\_\_\_

6.



\_\_\_\_\_

-----

\_\_\_\_\_

# The Reading Wizards



## Lesson 1 - Words ending with AD

Directions: Unscramble each word that matches the picture.

1.



a d l

— — —

4.



d p a

— — —


2.



d s a

— — —


5.



a d b

— — —

3.



a d d

— — —


6.



a d m

— — —


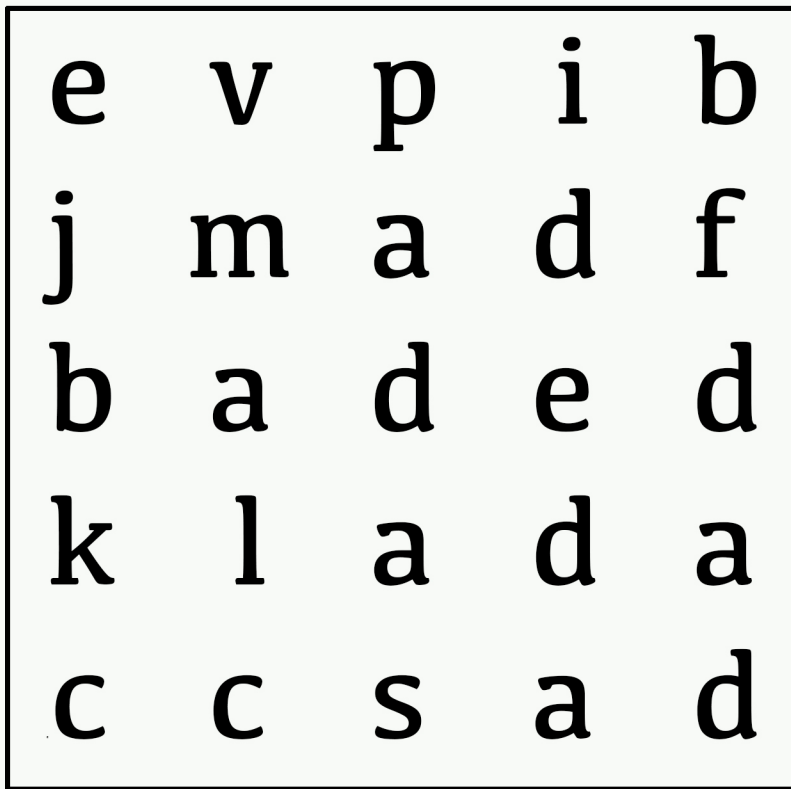
# The Reading Wizards



## Lesson 1 - Words ending with AD

Directions: Circle the words in the puzzle that match the list of words below.

lad mad sad pad bad dad



# The Reading Wizards



## Lesson 1 - Sentences.

Directions: Unscramble the words so that the sentences make sense.

1. sad. is Tad

---

---



---

2. is mad. Dad

---

---

---

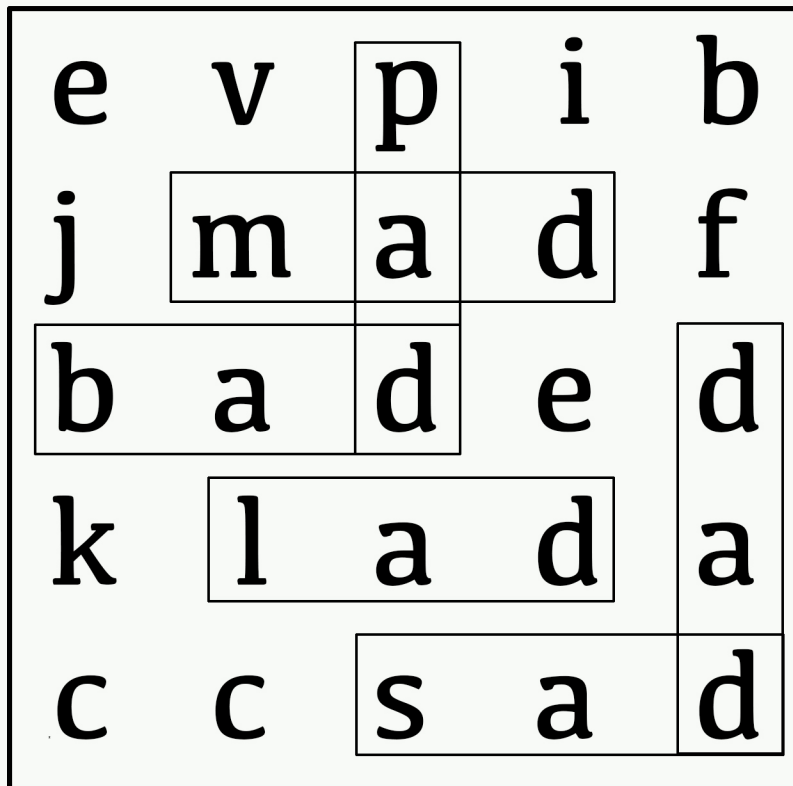


# The Reading Wizards

Lesson 1 - Answer key to Wordsearch and sentences.

Wordsearch answer key:

lad mad sad pad bad dad



Sentences answer key:

1. Tad is sad.
2. Dad is mad.