

HUMMINGBIRD FEEDER

Ornithologists study birds and so can you. What type of birds do you see in your neighborhood? Robins? Crows? Woodpeckers? There are many species of birds that are found in the places we live. Create a bird feeder to attract these beautiful creatures to your home!



MATERIALS

- Test tube with red cap
- Copper wire
- Suction cup
- Sugar packet
- Water
- Pliers or tongs (not included)

VOCABULARY


Ornithologist - an individual who studies birds.

Adaptations - an evolved trait that helps an organism survive and reproduce in its environment. Hummingbirds have long narrow beaks which allow them to reach the nectar in various types of flowers.

Pollinators - organisms such as birds, bees, bats and butterflies that carry pollen from flower to flower, helping the process of pollination occur.

STANDARDS



3-LS4-3. Construct an argument with evidence that in a particular habitat some organisms can survive well, some survive less well, and some cannot survive at all



Create a hummingbird feeder you can stick on your window, using a test tube, wire, and a suction cup!

INSTRUCTIONS

1. Wash your tube with warm water and rinse thoroughly. Set aside to dry.
2. Take your copper wire and spiral wrap the entire length of it around the tube. Start below the cap, holding the end with your pointer finger. Wrap it around completely.
3. Remove the tube from the wire. Take the last loop of your spiral and bend it up in the opposite direction. The end should now look like an "S".
4. Use pliers or metal tweezers to squeeze the top of this "S" around the suction cup tightly.
5. Slide the tube back in the copper spiral with the cap facing out (opposite the suction cup). Bend the tube upwards (about a 5 degree angle). This will prevent the tube from falling out.
6. It's time to prepare your feeder. Fill up the test tube with water, add the packet of sugar, and place it back into the spiral.
7. Place your feeder outside on one of your windows. Pick a suitable place where you can watch the hummingbirds visit and eat!



HOW A HUMMINGBIRD FEEDER WORKS?

While hummingbirds can eat other things such as tiny bugs, sap, or pollen, they mostly eat the sugary nectar that comes from flowers. These plants rely on hummingbirds and other pollinators, like butterflies and bees, for pollination. You can attract hummingbirds to your garden by planting flowers, by providing fresh water sources and by having feeders available to them with fresh food like the one you are building today! The feeder you built mimics a red flower which the hummingbirds are attracted to.

READ A BOOK AND KEEP EXPLORING

- *Fly With Me by Jane Yolen, Heidi E.Y. Stemple, Adam Stemple and Jason Stemple (2018) National Geographic Kids
- ISBN 9781426331817
- *Nature All Around: Birds by Pamela Hickman (2020) Kids Can Press
- ISBN 9781771388184
- *Bird Guide of North America, Second Edition by Jonathan Alderfer, (2018) National Geographic Kids
- ISBN 9781426330742
- *Owling: Enter the World of the Mysterious Birds of the Night by Mark Wilson, (2019) Storey Publishing
- ISBN 9781612129624

